

Welcome to St Joseph's Catholic Primary School

Parents' information evening for Reception children
September 2024



Aims of tonight:

Give you some more information about:

- Our school vision
- Your child's first few weeks at school
- Things to remember
- The EYFS Curriculum
- How you can prepare your child for school



Our Vision - REACH

*'Inspiring everyone to REACH through
Faith, Hope, Love'*

REACH

R- RESILIENCE - NEVER GIVE UP

E- EMPATHY - LOVE ONE ANOTHER

A- ASPIRATIONS - WE ARE THE FUTURE

C- CONFIDENCE - GIVE IT A GO

H- HIGH EXPECTATIONS - BE THE BEST YOU CAN BE

Together we must remember that no one is too young to be important- **REACH** for the stars!

Rewards

We take a restorative approach to managing behaviour and all staff encourage and praise children.

Values

Resilience

Empathy

Aspirational

Confidence

High Expectations

Virtues

Faith

Hope

Love



REACH Certificate

The Whole School Reward - *House Points*

Four Houses

- Eagles
- Hawks
- Falcons
- Kestrels



Reach Points

25 REACH Points	Bronze Star
50 REACH Points	Silver Star
75 REACH Points	Gold Star
100 REACH Points	Platinum Award

Reading Points

25 points - Certificate
with book mark



50 points - bronze
book worm badge



75 points - silver
book worm badge



100 points - gold
book worm badge



150 points - Reading Superstar - achiever cup badge



Governor's Award



Congratulations to

for

from the Governors Date / /

St. Joseph's Catholic Primary School



Transition Period - Summer Term 2024

- Visiting/phoning all preschools/nurseries
- Two transition afternoons:

Thursday 27th June 2024 (1.30 – 3.00 pm)

Thursday 4th July 2024 (1.30 – 3.00 pm)

Starting School

- Week 1 - Wednesday 4th September (8.50 – 12.00)
- Week 2 - Monday 9th September (8.50 – 1.30)
- Week 3 - Full time - Monday 16th September
- Individual Parent Meetings – sign up tonight!

Week 1 Wednesday 4th September – Friday 6th September	Wednesday-Friday 8:50-12:00	All children
Week 2 Monday 9th September – Friday 13th September	Monday-Friday 8:50-1:00	All children
Week 3 Monday 16th September	Full time 8.50-3.15	All children

Where to go on the first day?

Gates open at 8.50am
to enter onto the
school grounds



On the first day,
children will be
greeted by the teacher
and line up outside the
KS1 Entrance



Enter through the
Reception Door




What does school look like?



Early Years Curriculum

Prime Areas

- Communication and Language
- Physical Development
- Personal, Social and Emotional development



Specific Areas

- Literacy
- Mathematics
- Understanding the world
- Expressive Arts and Design

A day in Reception

8:50 Registration

8:55 Group Reading

9:20 Phonics

9:40 Writing/Maths

10:10 Liturgical Prayer

10:30 Break Time and Snack

10.45 Writing/Maths

12.00 Lunchtime

12.50 Afternoon Registration

1.00 Afternoon Activities

2:30 REACH Time

3.00 DEAR Time

3:15 Home time



Snack and Milk

- Register with cool milk – email correspondence.
- Free fruit snack each day – no need to bring in a snack from home.
- Please ensure water bottles are in school every day and are clearly named.




Lunchtime

- All Reception and KS1 children are offered a free hot meal each day. Please complete the allergy forms, with any GP consultant referral letters.
- Reception's lunch time will be 12.00pm until 12.50pm.
- The class teacher is in the hall for first 10 minutes to help with cutting up food.
- Once children have finished their food they will then go outside for a play.

The first few weeks

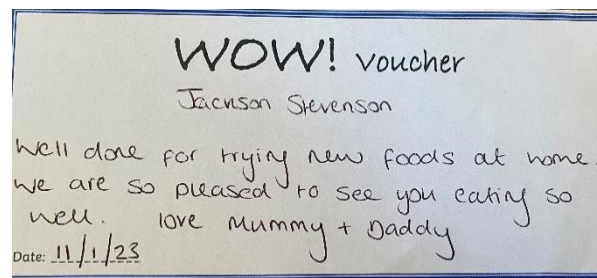
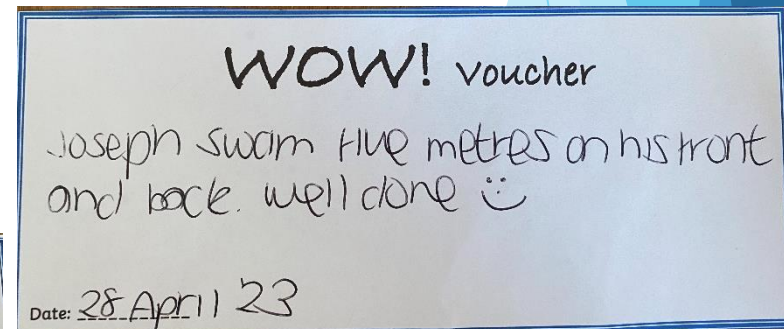
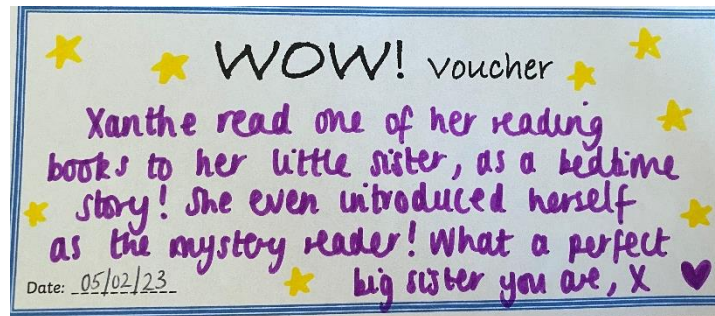
The children will each receive a reading folder which will have the following:

- Flashcards with key words
- Reading book (no words to begin with)
- Information on Phonics –
there will be a phonics evening in Autumn 1 to explain how we teach early reading and writing.



Recording Progress

- Early Years Foundation Stage Profile
- Observations, usually accompanied by a photograph
- Class floor-book
- Class blog
- Exercise books
- WOW Vouchers



Buddies

- Each Reception child is paired up with a year 6 child.
- Throughout the year we have 'buddy time'.



Uniform

Please ensure all uniform and belongings are clearly labelled.

Please also ensure your child has labelled wellies and waterproofs in school at all times.



Winter Uniform

grey v neck pullover or cardigan with school badge
white shirt
grey skirt or pinafore
grey trousers
grey or white socks
grey tights
gold tie
black shoes (no trainers).

Summer Uniform

White polo shirt with school badge
grey shorts
grey v neck pullover or cardigan with school badge
golden yellow checked dress
grey or white socks
black shoes (no trainers or sandals).



PE



- P.E will begin once the children are in full time.
- Children have 2 P.E lessons each week.



- Navy shorts
- House colour polo shirt
- White sports socks
- Black plimsolls
- Navy school hooded sweatshirt, and Navy tracksuit during the winter.

How can you help?

- Listen to your child read 5 times a week
- Practice phonics sounds
- Practice putting on their shoes and zipping up their coat.
- Counting to and from 10.
- Talk to them about everything they see!

Communication – how do we communicate?

- Fortnightly newsletters
- Emails
- Parents' Evening
- Phone calls

Communication – how can you communicate?

- ▶ Call the office
- ▶ Email slt@st-josephs.gloucs.sch.uk

Thank you for coming this evening and listening!

If you have any questions – just ask 😊